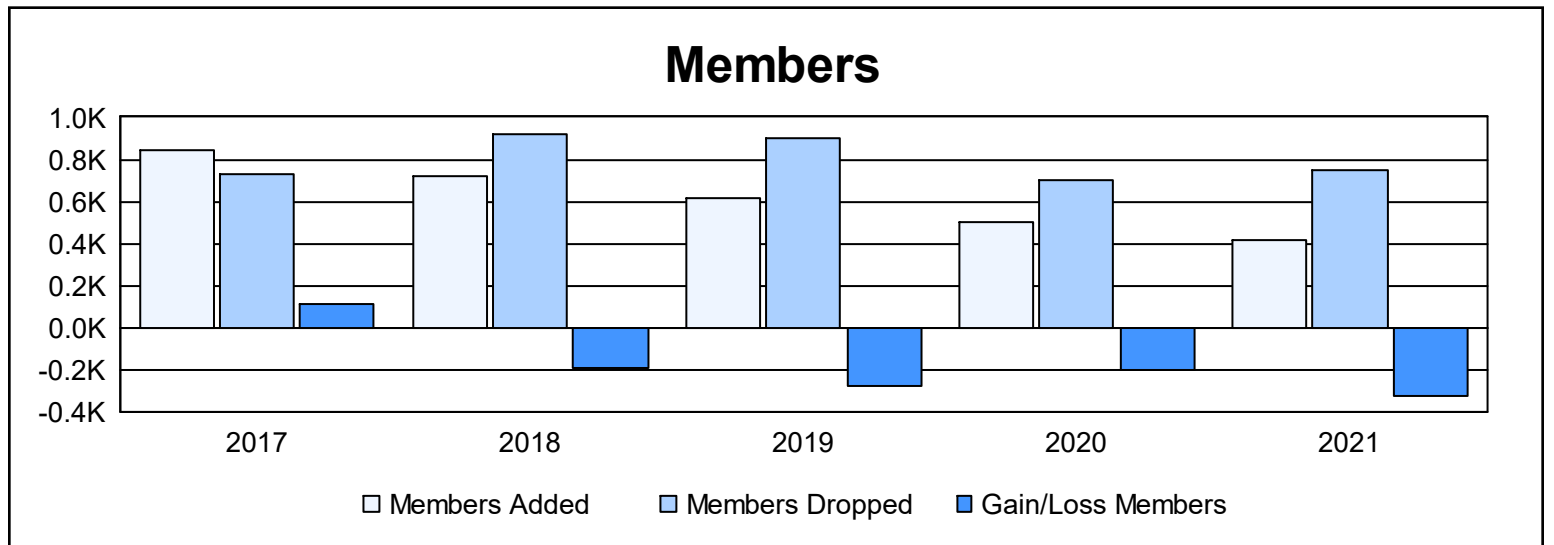
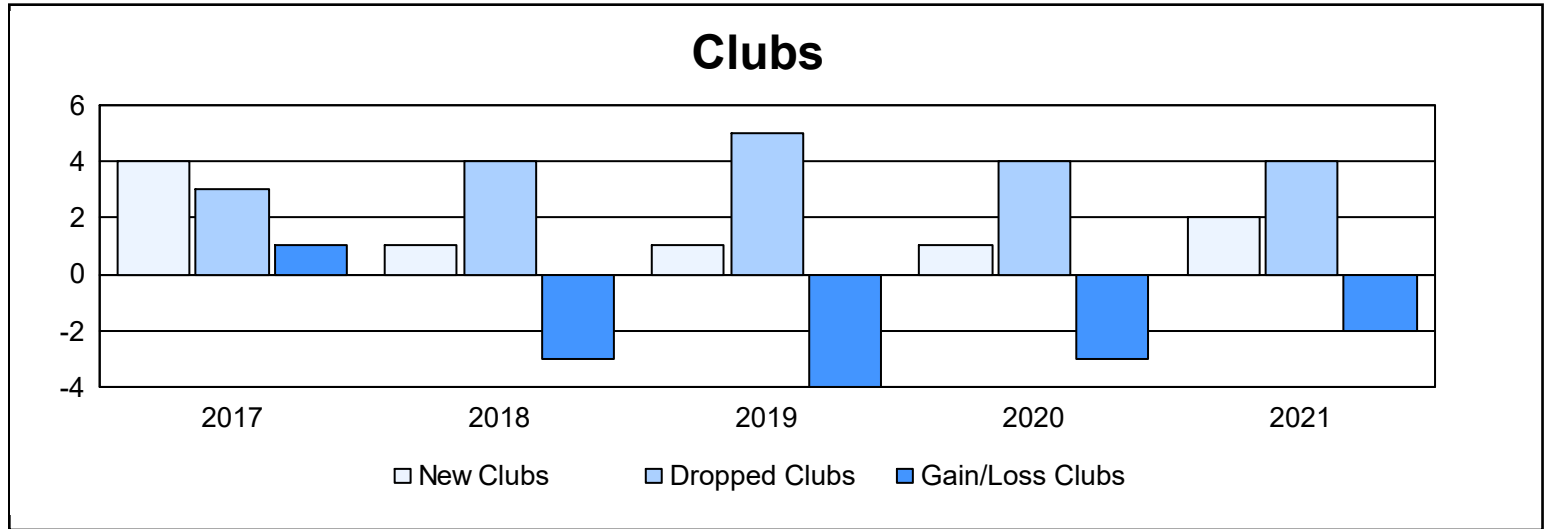
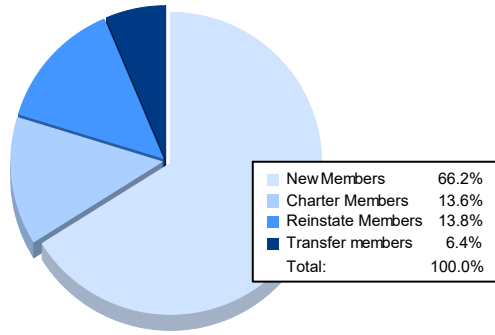


Year	New Clubs	Dropped Clubs	Gain/ Loss Clubs	New Members	Charter Members	Reinstate Members	Transfer Members	Total Member Added	Total Members Dropped	Gain/ Loss Members
2016-2017	4	3	1	643	115	49	37	844	728	116
2017-2018	1	4	-3	623	28	35	38	724	918	-194
2018-2019	1	5	-4	535	28	28	27	618	896	-278
2019-2020	1	4	-3	417	31	17	33	498	698	-200
2020-2021	2	4	-2	278	57	58	27	420	750	-330
<b>Average</b>	<b>2</b>	<b>4</b>	<b>-2</b>	<b>499</b>	<b>52</b>	<b>37</b>	<b>32</b>	<b>621</b>	<b>798</b>	<b>-177</b>



### Membership Composition June 2021 Cumulative



### Gender Composition June 2021 Cumulative

